

Tyre Temperature Monitoring System (RLVBTTMS-M)

VBOX
MOTORSPORT

The Racelogic Tyre Temperature Monitoring System has been specifically designed to measure, log and display surface temperature of a tyre, providing invaluable information to the driver whilst on track.

The display offers a visual representation of the whole surface temperature for all four tyres via 64 individual heat maps, as well as live temperature and maximum temperature values.

This tool enables drivers and teams alike to fine tune the car and manage their tyres in real time, which is extremely useful in endurance racing.

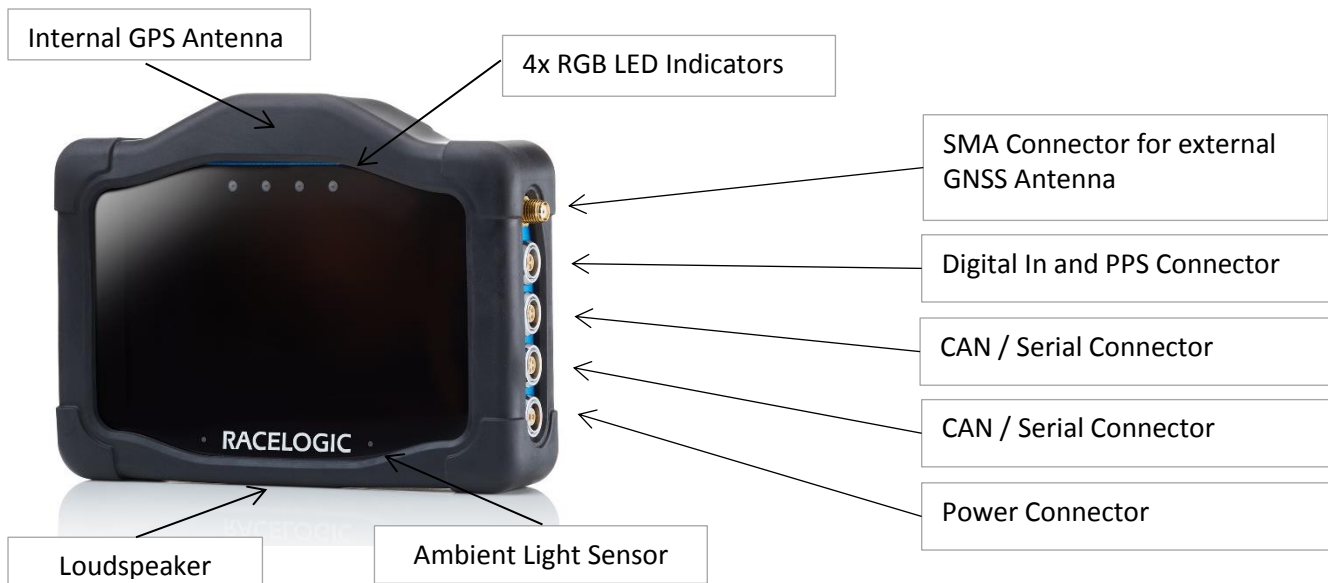


Features

- 4.3" TFT daylight readable capacitive touch screen
- 4 x high brightness LED indicators
- Up to 16 temperature points per sensor
- CAN Bus data output
- Removable protective rubber cover included
- 10 Hz GPS receiver with internal patch antenna
- SMA connector for external GPS antenna (overrides internal antenna when connected)
- Wi-Fi and Bluetooth connectivity

Tyre Temperature Monitoring System (RLVBTTMS-M)

The Display



GPS Specifications

Velocity		Distance	
Accuracy	0.1 km/h (averaged over 4 samples)	Accuracy	0.05 % (< 50 cm per km)
Update rate	10 Hz	Resolution	1 cm
Maximum velocity	1600 km/h	Heading	
Minimum velocity	0.5 km/h	Resolution	0.01°
Resolution	0.01 km/h	Accuracy	0.3°

Position		Acceleration	
2D Position	±2 m ¹ 95 % CEP ²	Accuracy	1 %
Height	±10 m 95 % CEP ²	Maximum	4 g
		Resolution	0.01 g

Definitions


¹ 2 m accuracy with SBAS DGPS or 2.5 m accuracy without SBAS DGPS.

²95 % CEP (Circle of Error Probable) means 95 % of the time the position readings will fall within a circle of the stated radius.

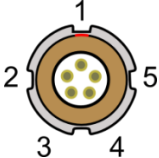
Tyre Temperature Monitoring System (RLVBTTMS-M)

Connector Pin Allocation

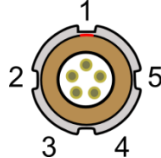
SMA Connector 1

GNSS Antenna Connector:			
Pin	I/O	Function	
Centre	I	RF Signal / Power for active	
Shell	I	Ground	


5-way LEMO Connector 1

CAN/ Serial Connector:			
Pin	I/O	Function	
1	O	Tx-RS232	
2	I	Rx-RS232	
3	I/O	CAN High	
4	I/O	CAN Low	
5	I	Power	
Shell	I	Ground	

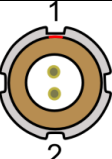
5-way LEMO Connector 2

CAN/ Serial Connector:			
Pin	I/O	Function	
1	O	Tx-RS232	
2	I	Rx-RS232	
3	I/O	CAN High	
4	I/O	CAN Low	
5	I	Power	
Shell	I	Ground	

3-way LEMO Connector

Digital In and PPS Connector:			
PIN	I/O	Function	
1	I	Ground	
2	O	PPS	
3	I	Event/Brake Trigger	

2-way LEMO Connector

Power Connector:			
Pin	I/O	Function	
1	I	Power	
2	I	Ground	
Shell	I	Ground	

Tyre Temperature Monitoring System (RLVBTTMS-M)

VBOX
MOTORSPORT

Environmental and Physical

Environmental and Physical	
Input Voltage	6 – 30 V DC
Power	<7 W
Operating Temperature	-20°C to +60°C
Storage Temperature	-20°C to +80°C
Size (rounded)	
Unit	138 x 96 x 29 mm
Rubber Cover	142 x 103 x 36 mm
Weight	
Unit	375 g
Rubber Cover	75 g

Touch Screen	
Size	4.3" TFT Capacitive Touch
Resolution	480*800 pixels
TFT LCD Display Colours	262K colours (18 Bit)

Mounting	
Richter mounting system or ¼ " 20TPI UNC	



Tyre Temperature Monitoring System (RLVBTTMS-M)

VBOX
MOTORSPORT

The Tyre Temperature Sensors

Specification

Temperature Measurement Range	-20 to 300° C
Accuracy (Central 10 Channels, Nominal)	±1.0° C for 0° C < Tp < 50° C ±2.0° C for Tp < 0° C and Tp > 50° C
Accuracy (First & Last 3 Channels, Nominal)	±2.0° C for 0° C < Tp < 50° C ±3.0° C for Tp < 0° C and Tp > 50° C
Field of View, FOV	120° x 15° (ultra-wide)
Number of Channels	16
Thermal Time Constant	2 ms
Effective Emissivity	0.85
Spectral Range	8 to 14 µm

Electrical

Recommended Supply Voltage	5 to 12 V
Supply Current	30 mA

Features Reverse polarity protection and over-temperature protection (125° C)

Wiring

Supply Voltage	Red
Ground	Black
CAN +	Blue
CAN -	White

Tyre Temperature Monitoring System (RLVBTTMS-M)



Mechanical

Weight	20 g
Protection Rating	IP 66

CAN

Standard	CAN2.0A (11 bit identifier) ISO-11898	Base CAN ID's	
Bit Rate	1 Mbit/s	Front Left Sensor	0x4B0
Byte Order	Big-Endian / Motorola	Front Right Sensor	0x4B4
Scale	0.1°C / bit	Rear Left Sensor	0x4B8
Offset	-100°C	Rear Right Sensor	0x4BC

CAN ID: Base ID

Channel 1		Channel 2		Channel 3		Channel 4	
Byte 0 (MSB)	Byte 1 (LSB)	Byte 2 (MSB)	Byte 3 (LSB)	Byte 4 (MSB)	Byte 5 (LSB)	Byte 6 (MSB)	Byte 7 (LSB)

CAN ID: Base ID+1

Channel 5		Channel 6		Channel 7		Channel 8	
Byte 0 (MSB)	Byte 1 (LSB)	Byte 2 (MSB)	Byte 3 (LSB)	Byte 4 (MSB)	Byte 5 (LSB)	Byte 6 (MSB)	Byte 7 (LSB)

CAN ID: Base ID+2

Channel 9		Channel 10		Channel 11		Channel 12	
Byte 0 (MSB)	Byte 1 (LSB)	Byte 2 (MSB)	Byte 3 (LSB)	Byte 4 (MSB)	Byte 5 (LSB)	Byte 6 (MSB)	Byte 7 (LSB)

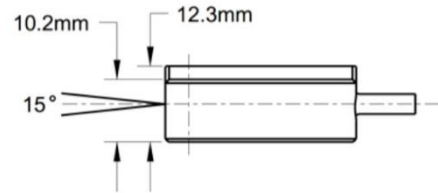
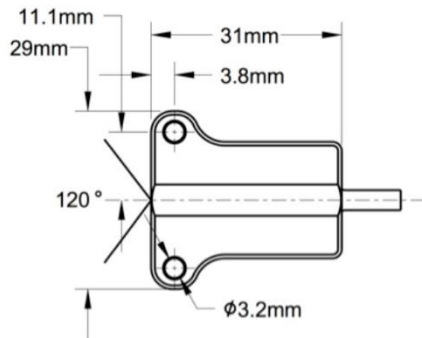
CAN ID: Base ID+3

Channel 13		Channel 14		Channel 15		Channel 16	
Byte 0 (MSB)	Byte 1 (LSB)	Byte 2 (MSB)	Byte 3 (LSB)	Byte 4 (MSB)	Byte 5 (LSB)	Byte 6 (MSB)	Byte 7 (LSB)

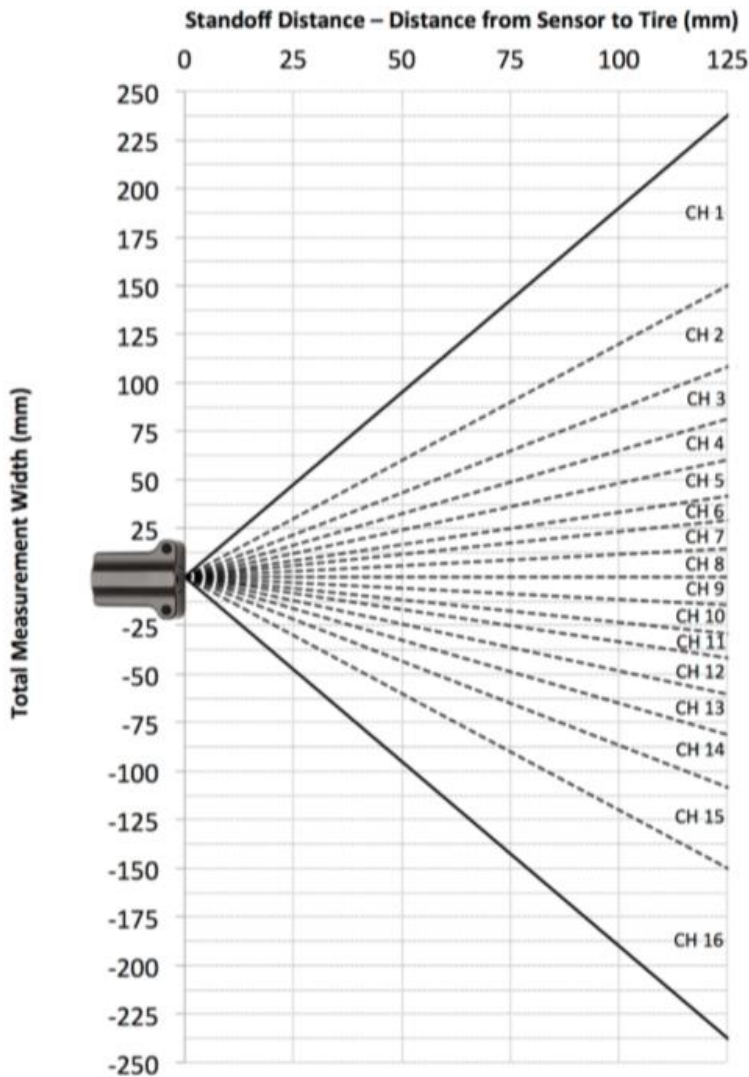
Tyre Temperature Monitoring System (RLVBTTMS-M)

VBOX
MOTORSPORT

Sensor Dimensions



Field of View



Tyre Temperature Monitoring System (RLVBTTMS-M)

VBOX
MOTORSPORT

Package Contents

Description	Product Code
1x VBOX Touch 10 Hz Unit	VBTOUCH-V1
1x Rubber Overmould	MECH0298SD
1x Unterminated Power Supply (2 m cable)	RLCAB014LE
4x 120° Field of View Tyre Temperature Sensors	ACS272-120
1x Wiring Loom	ACS272LOOM
1x 8 GB SDHC Card (Class 10)	RLACS259
1x GNSS Antenna	RLACS262
1x Swivel Neck Richter Suction Mount	RLACS277